Push and Pull



Use the picture cards to identify the forces of motion *push* and *pull*.
Use one of two graphic organizers: **1- Sorting Push and Pull** or **2- Push and Pull Venn diagram**.
Identify whether the object in the picture can be pushed, pulled, or sometimes both.

After sorting the pictures, think of an object that can be pushed and an object that can be pulled.
Then, draw a picture and fill-in the sentence on the worksheet.

www.HaveFunTeaching.com

Push	Pull

www.HaveFunTeaching.com

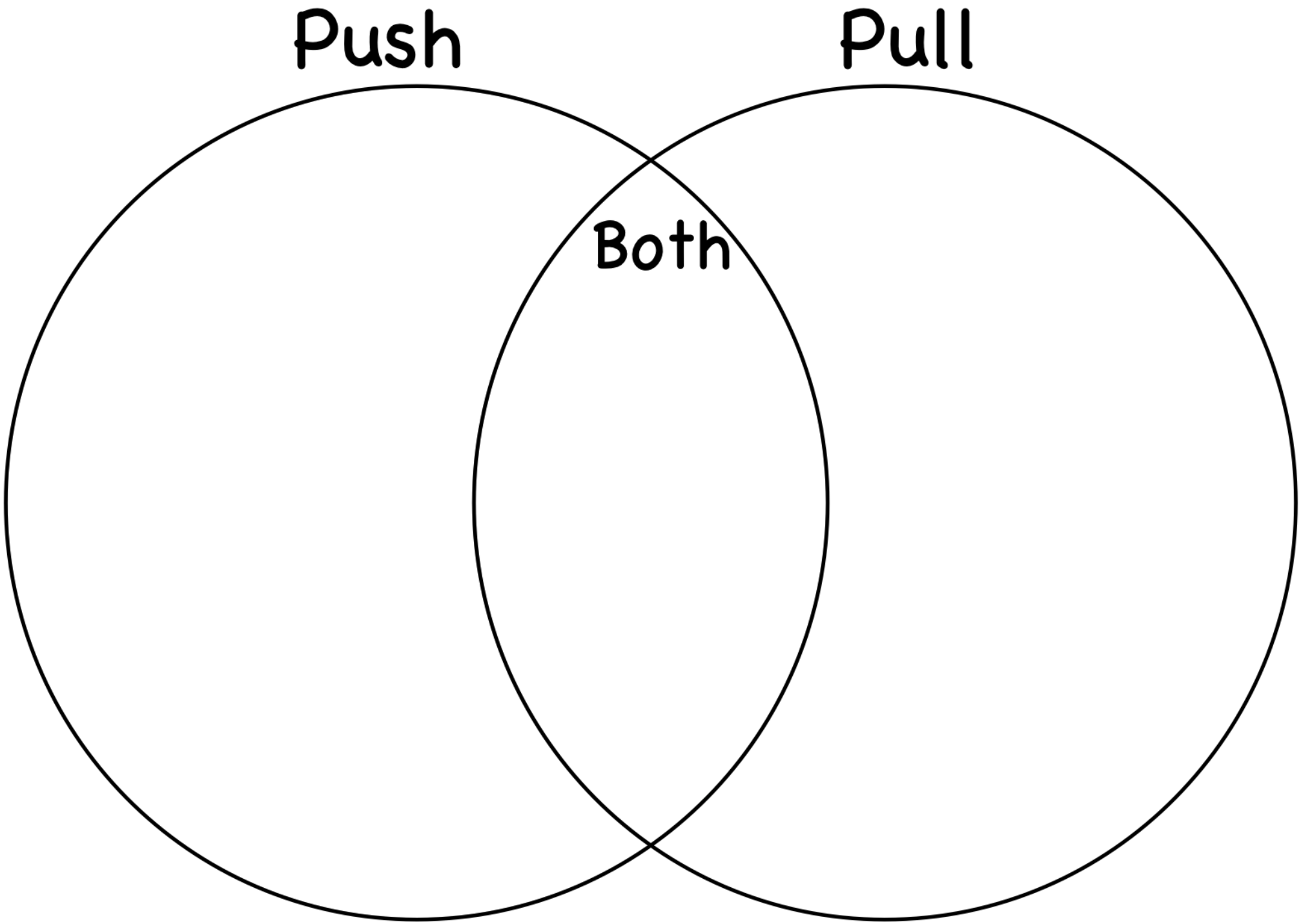

www.HaveFunTeaching.com

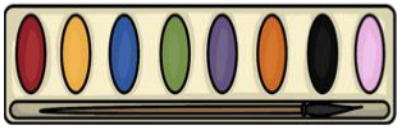

www.HaveFunTeaching.com

www.HaveFunTeaching.com

www.HaveFunTeaching.com

www.HaveFunTeaching.com

www.HaveFunTeaching.com

www.HaveFunTeaching.com

www.HaveFunTeaching.com

www.HaveFunTeaching.com



www.HaveFunTeaching.com



www.HaveFunTeaching.com

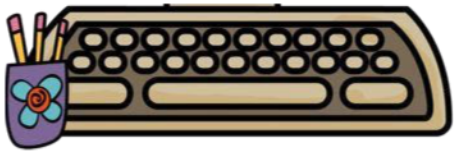

www.HaveFunTeaching.com

www.HaveFunTeaching.com



www.HaveFunTeaching.com



www.HaveFunTeaching.com

www.HaveFunTeaching.com

www.HaveFunTeaching.com

www.HaveFunTeaching.com

www.HaveFunTeaching.com



www.HaveFunTeaching.com

www.HaveFunTeaching.com



www.HaveFunTeaching.com

www.HaveFunTeaching.com

www.HaveFunTeaching.com

www.HaveFunTeaching.com



www.HaveFunTeaching.com

www.HaveFunTeaching.com

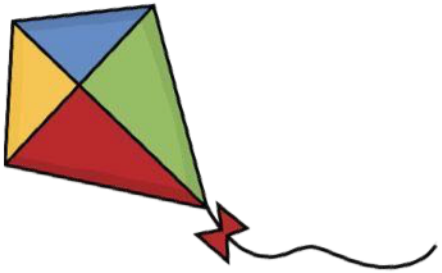

www.HaveFunTeaching.com

www.HaveFunTeaching.com

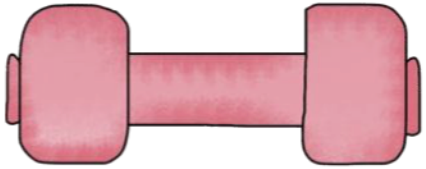

www.HaveFunTeaching.com

www.HaveFunTeaching.com

www.HaveFunTeaching.com

www.HaveFunTeaching.com

Name _____

I can push _____.

I can pull _____.