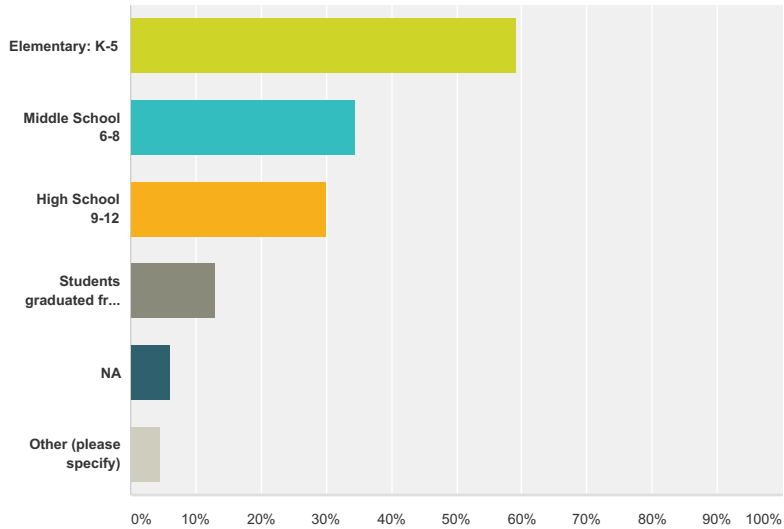


# Dallas School District Career and Technical Education Survey: Student and Home

## Q1 Do you currently have a student enrolled in the Dallas School District?

Answered: 262 Skipped: 0

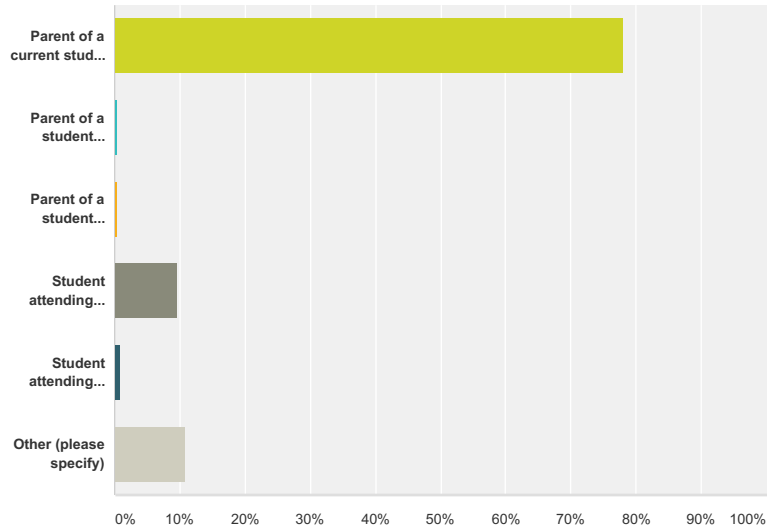


Answer Choices	Responses	
Elementary: K-5	59.16%	155
Middle School 6-8	34.35%	90
High School 9-12	30.15%	79
Students graduated from Dallas School District	12.98%	34
NA	6.11%	16
Other (please specify)	4.58%	12
Total Respondents: 262		

# Dallas School District Career and Technical Education Survey: Student and Home

## Q2 Please share your role in filling out this survey.

Answered: 260 Skipped: 2

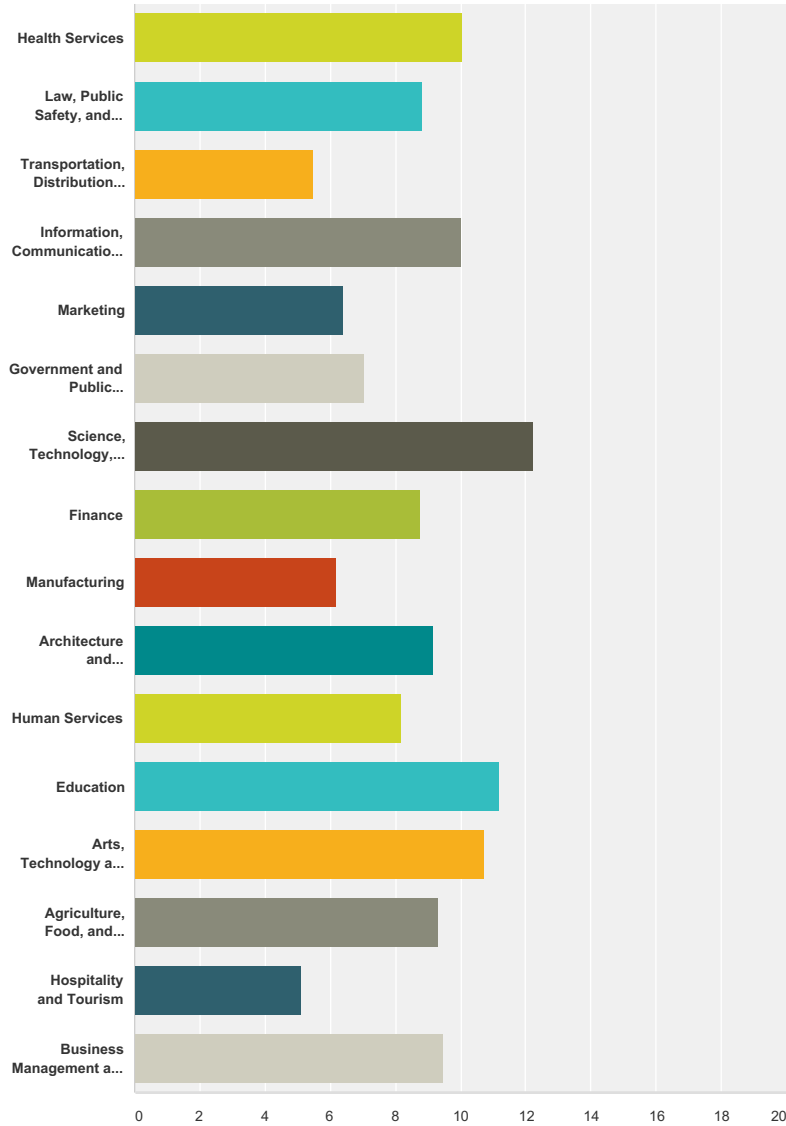


Answer Choices	Responses	
Parent of a current student in Dallas School District	78.08%	203
Parent of a student residing in Dallas School District, my student is home schooled.	0.38%	1
Parent of a student residing in Dallas School District, my student attends private or charter schools.	0.38%	1
Student attending Dallas School District.	9.62%	25
Student attending school at a private, charter, or home school.	0.77%	2
Other (please specify)	10.77%	28
<b>Total</b>		<b>260</b>

# Dallas School District Career and Technical Education Survey: Student and Home

**Q3 The following occupations have been identified by Oregon Department of Education as high demand. Please rank your interest in the following, "1" for most interest to "16" for least interested:**

Answered: 256 Skipped: 6



	1	2	3	4	5	6	7	8	9	10	11	12	13	14	15	16	Total	Score
Health Services	8.12% 19	7.69% 18	9.40% 22	12.39% 29	7.26% 17	4.27% 10	8.97% 21	5.13% 12	7.69% 18	4.70% 11	7.69% 18	5.56% 13	4.27% 10	2.99% 7	1.71% 4	2.14% 5	234	10.08
Law, Public Safety, and Security	6.87% 16	6.44% 15	6.44% 15	5.58% 13	7.30% 17	8.58% 20	6.44% 15	6.44% 15	4.29% 10	9.01% 21	3.86% 9	6.44% 15	4.72% 11	6.01% 14	8.15% 19	3.43% 8	233	8.83
Transportation, Distribution, and Logistics	1.72% 4	1.29% 3	2.15% 5	2.15% 5	1.72% 4	4.29% 10	4.72% 11	3.86% 9	5.58% 13	11.59% 27	3.00% 7	8.58% 20	7.73% 18	11.59% 27	12.45% 29	17.60% 41	233	5.49
Information, Communication, and Technology	4.82% 11	10.96% 25	9.21% 21	7.89% 18	7.02% 16	9.21% 21	10.96% 25	8.33% 19	4.39% 10	3.07% 7	5.26% 12	6.14% 14	5.26% 12	4.39% 10	2.63% 6	0.44% 1	228	10.02
Marketing	0.88% 2	1.33% 3	3.98% 9	3.10% 7	6.64% 15	2.65% 6	3.98% 9	5.31% 12	7.52% 17	4.87% 11	11.06% 25	8.41% 19	12.83% 29	11.95% 27	7.96% 18	7.52% 17	226	6.40

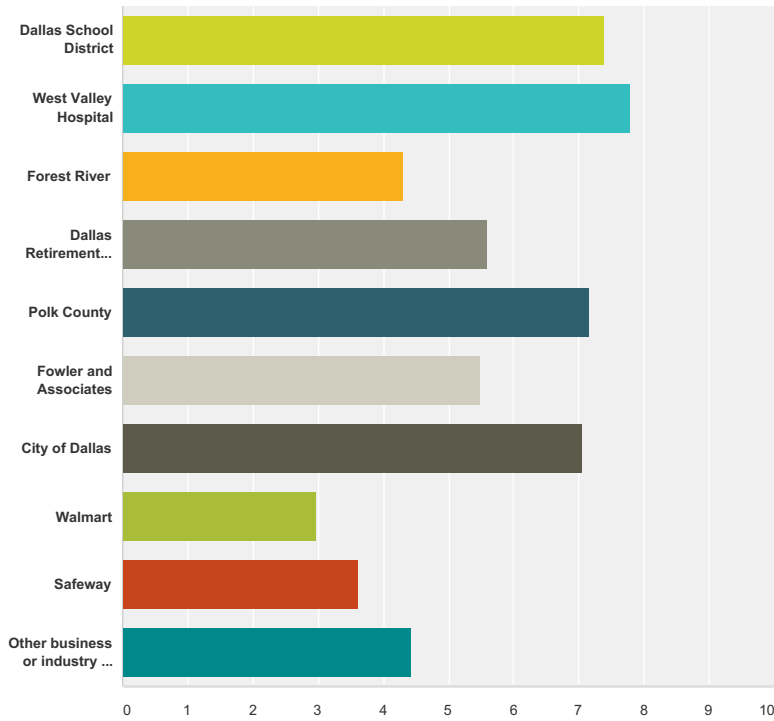
## Dallas School District Career and Technical Education Survey: Student and Home

Government and Public Administration	1.78% 4	2.22% 5	2.67% 6	5.78% 13	5.33% 12	6.22% 14	7.56% 17	8.00% 18	7.56% 17	6.22% 14	5.78% 13	8.44% 19	7.11% 16	5.78% 13	6.67% 15	12.89% 29	225	7.07
Science, Technology, Engineering, Mathematics	25.89% 58	16.96% 38	14.29% 32	7.59% 17	4.91% 11	3.13% 7	4.46% 10	2.68% 6	2.68% 6	3.57% 8	2.23% 5	1.79% 4	1.79% 4	3.57% 8	1.34% 3	3.13% 7	224	12.22
Finance	2.68% 6	6.25% 14	6.25% 14	5.36% 12	8.04% 18	10.27% 23	7.14% 16	5.36% 12	8.04% 18	8.93% 20	8.93% 20	4.46% 10	4.46% 10	6.25% 14	4.91% 11	2.68% 6	224	8.75
Manufacturing	2.24% 5	0.90% 2	0.90% 2	3.59% 8	2.69% 6	6.28% 14	3.14% 7	7.17% 16	5.38% 12	9.42% 21	8.97% 20	7.62% 17	12.11% 27	11.66% 26	9.42% 21	8.52% 19	223	6.17
Architecture and Construction	7.24% 16	4.52% 10	7.69% 17	8.60% 19	7.69% 17	4.98% 11	6.79% 15	7.69% 17	6.79% 15	9.05% 20	7.69% 17	3.62% 8	4.52% 10	6.33% 14	2.71% 6	4.07% 9	221	9.16
Human Services	2.71% 6	2.71% 6	6.79% 15	4.98% 11	7.24% 16	7.24% 16	7.24% 16	9.05% 20	6.33% 14	4.98% 11	9.50% 21	10.86% 24	6.33% 14	6.33% 14	6.33% 14	1.36% 3	221	8.19
Education	19.55% 43	13.18% 29	6.82% 15	6.36% 14	9.09% 20	9.09% 20	5.45% 12	4.55% 10	4.09% 9	3.18% 7	3.18% 7	3.64% 8	4.09% 9	2.73% 6	1.82% 4	3.18% 7	220	11.17
Arts, Technology and Communication	11.06% 24	11.06% 24	11.52% 25	11.98% 26	9.68% 21	3.23% 7	5.07% 11	5.53% 12	8.29% 18	4.61% 10	3.23% 7	2.30% 5	2.76% 6	3.69% 8	3.23% 7	2.76% 6	217	10.73
Agriculture, Food, and Natural Resources	7.91% 17	9.77% 21	3.26% 7	8.37% 18	8.84% 19	8.84% 19	5.12% 11	6.05% 13	6.05% 13	6.51% 14	5.12% 11	6.51% 14	3.26% 7	3.26% 7	5.12% 11	6.05% 13	215	9.33
Hospitality and Tourism	0.47% 1	2.79% 6	2.33% 5	1.40% 3	1.86% 4	2.79% 6	3.72% 8	6.51% 14	4.19% 9	5.58% 12	5.12% 11	9.30% 20	8.37% 18	8.84% 19	13.95% 30	22.79% 49	215	5.09
Business Management and Administration	4.23% 9	5.63% 12	9.86% 21	7.98% 17	7.51% 16	10.33% 22	8.92% 19	6.10% 13	7.04% 15	8.92% 19	3.76% 8	4.23% 9	5.63% 12	2.35% 5	5.63% 12	1.88% 4	213	9.47

# Dallas School District Career and Technical Education Survey: Student and Home

**Q4 The following industries and businesses are present in Dallas and could be partners; please rank your interest in internships, "1" most interest to "10" least interested.**

Answered: 254 Skipped: 8



	1	2	3	4	5	6	7	8	9	10	Total	Score
Dallas School District	29.65% 67	12.83% 29	15.93% 36	10.18% 23	9.73% 22	5.31% 12	6.64% 15	3.10% 7	1.33% 3	5.31% 12	226	7.39
West Valley Hospital	23.71% 55	24.57% 57	13.36% 31	13.79% 32	10.34% 24	7.33% 17	2.16% 5	1.72% 4	1.72% 4	1.29% 3	232	7.79
Forest River	2.27% 5	4.55% 10	9.09% 20	5.45% 12	7.27% 16	14.09% 31	15.45% 34	10.91% 24	15.45% 34	15.45% 34	220	4.30
Dallas Retirement Village	3.52% 8	7.93% 18	10.13% 23	11.45% 26	18.94% 43	14.98% 34	14.98% 34	9.69% 22	5.73% 13	2.64% 6	227	5.59
Polk County	13.60% 31	17.98% 41	15.35% 35	16.23% 37	17.11% 39	8.33% 19	5.26% 12	4.82% 11	0.44% 1	0.88% 2	228	7.16
Fowler and Associates	8.00% 18	6.67% 15	8.44% 19	12.00% 27	8.89% 20	17.78% 40	16.00% 36	11.11% 25	7.11% 16	4.00% 9	225	5.49
City of Dallas	10.50% 25	20.17% 48	17.65% 42	17.65% 42	12.61% 30	6.30% 15	7.14% 17	3.78% 9	3.36% 8	0.84% 2	238	7.06
Walmart	1.86% 4	2.33% 5	1.40% 3	1.40% 3	4.19% 9	7.91% 17	7.44% 16	21.40% 46	25.58% 55	26.51% 57	215	2.97
Safeway	1.30% 3	0.87% 2	2.61% 6	5.65% 13	6.09% 14	10.00% 23	16.09% 37	22.17% 51	26.96% 62	8.26% 19	230	3.61
Other business or industry not listed	13.92% 27	4.12% 8	9.28% 18	4.12% 8	4.64% 9	6.19% 12	6.70% 13	9.79% 19	7.73% 15	33.51% 65	194	4.43

**Q5 If you indicated other business or industry not listed in the previous question, please provide us with your interest area below.**

Answered: 111 Skipped: 151

**Q6 Successful CTE and STEM programs require partners in the community to team with the district. Who do you see as the strongest industry partners?**

Answered: 124 Skipped: 138

**Q7 What opportunities would you like to see  
offered in Dallas School District?**

Answered: 168 Skipped: 94